


KERA.MAT

COUPLING.BASIC TYPE 2B



CLAMPING RANGE

120-137	140-165	175-200	225-250	245-275	285-310	305-335	335-360	355-385	400-425
420-445	460-490	480-510	530-560	570-600	590-620	670-700	705-735	820-850	920-950
1060-1090	1247-1277	1430-1470							

TKL
34

MEASUREMENTS

Nominal size	Clamping range	Width	Thickness	Tightening torque
DN	outer d ₃ mm	mm	mm	Nm
125	140-165	150	7,7	6

FURTHER CHARACTERISTICS

Package Quantity	Carton/Lattice box
------------------	--------------------

BRIEF DESCRIPTION

* Normal strength:
watertight to 2.5 bar, up to DN 600

* Extra strength:
watertight to 1.0 bar, for DN 700 and larger
watertight to 2.5 bar, up to DN 600

COUPLING.Basic is used to connect 2 pipe spigots in nominal sizes DN 100 to DN 500. M-seals can be ordered in 2 versions: type 2A (normal type) and type 2B (wider version)

M-seals with compensation elements (bushes) in the sizes 4, 8, 12, 16, 24 and 32 mm for joining two pipe spigots with different external diameters from 160 to 1399 mm.

RE-SYSTEM

future sewer inspections.

Furthermore, customers can be sure that the flexible coupling they ordered has actually been installed. During assembly of the flexible coupling, the coupling “clip” is placed at the pipe crown between the pipe ends to be connected.

PRODUCT ADVANTAGES

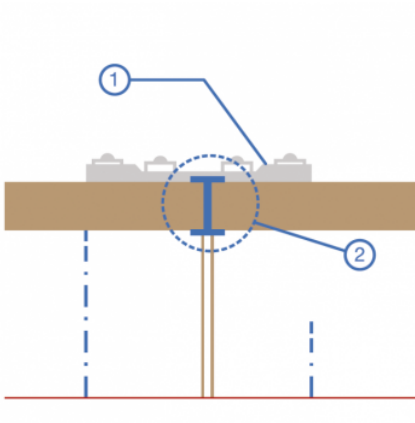
- Unambiguous classification of the joint
- Prevention of unnecessary rehabilitation costs resulting from misinterpretations in future sewer inspections
- Quality assurance: the type of flexible coupling can be checked from the inside
- Easy to install
- No extra costs
- The ID is in the pipe crown, close to the pipe wall
- Resistant to high-pressure flushing




Flexible Couplings Type 2B



RE-system (blue) for stainless steel coupling and flexible couplings Type 2B




1. Flexible coupling
2. Re-system blue/yellow



A-RING

TOOLS & SERVICES



COUPLING CALCULATOR >

For connecting spigots, the Coupling Calculator works out the type of coupling and, if necessary, the quantity and type of compensating rings required.

KERA.MAT MANSCHETTE.BASIC TYP 2B, SPECIAL SIZES

Clamping range external, d3, mm	Width mm	Thickness mm	Tightening torque
190-215	150	7,7	10
200-255	150	7,7	10
265-290	150	7,7	10
295-320	185	9,2	10
315-345	185	9,2	10
385-410	185	9,2	13
405-430	185	9,2	13
435-465	185	9,2	13
495-525	185	9,2	13

510-540	185	9,2	13
520-550	185	9,2	13
555-580	185	9,2	13
610-640	185	9,2	20
630-660	185	9,2	20
650-680	185	9,2	20
685-715	185	9,2	20
730-760	185	9,2	20
750-780	185	9,2	20
800-830	185	9,2	20
820-850	185	9,2	20
845-875	185	9,2	20
860-890	185	9,2	20
900-930	185	9,2	20
920-950	185	9,2	20
945-975	185	9,2	20
970-999	185	9,2	20
1000-1099	185	9,2	20
1100-1199	185	9,2	20
1200-1299	185	9,2	20

INSTALLATION INSTRUCTIONS



Here you will find a detailed explanation for installation on the construction site.

[TO THE INSTRUCTIONS >](#)